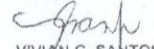



**ANNUAL REPORT OF DISBURSEMENTS**  
as of DECEMBER 31, 2011


Department: State Universities and Colleges  
Agency: **TECHNOLOGICAL UNIVERSITY OF THE PHILIPPINES**  
Fund: 101


| NOTICE OF CASH RELEASES       | Jan           | Feb           | March         | April         | May           | June          | July          | August        | September     | October       | November      | December      | TOTAL          |                           |  |
|-------------------------------|---------------|---------------|---------------|---------------|---------------|---------------|---------------|---------------|---------------|---------------|---------------|---------------|----------------|---------------------------|--|
| <b>NCA - REGULAR RELEASED</b> |               |               |               |               |               |               |               |               |               |               |               |               |                |                           |  |
| MANILA                        | 19,683,658.00 | 19,683,658.00 | 23,277,658.00 | 19,683,658.00 | 28,345,658.00 | 19,683,645.00 | 15,840,064.00 | 14,567,020.00 | 14,567,020.00 | 14,567,020.00 | 22,432,020.00 | 14,566,856.00 | 226,897,935.00 |                           |  |
| CAVITE                        | 2,920,035.00  | 2,920,035.00  | 3,400,035.00  | 2,920,035.00  | 4,102,035.00  | 2,920,025.00  | 2,447,968.00  | 2,293,282.00  | 2,293,282.00  | 2,293,282.00  | 3,359,282.00  | 2,292,904.00  | 34,162,200.00  |                           |  |
| TAGUIG                        | 4,841,582.00  | 4,841,582.00  | 5,705,582.00  | 4,841,582.00  | 6,913,082.00  | 4,841,575.00  | 2,983,969.00  | 2,733,140.00  | 2,733,140.00  | 2,733,140.00  | 4,334,140.00  | 2,733,471.00  | 50,235,985.00  |                           |  |
| VISAYAS                       | 4,559,870.00  | 4,559,870.00  | 5,441,870.00  | 4,559,870.00  | 5,573,870.00  | 4,559,860.00  | 4,005,043.00  | 3,723,900.00  | 3,723,900.00  | 3,723,900.00  | 5,640,900.00  | 3,723,357.00  | 54,796,210.00  |                           |  |
| Sub-total                     | 32,005,145.00 | 32,005,145.00 | 37,825,145.00 | 32,005,145.00 | 45,934,645.00 | 32,005,105.00 | 25,277,044.00 | 23,317,342.00 | 23,317,342.00 | 23,317,342.00 | 35,766,342.00 | 23,316,988.00 | 366,092,330.00 |                           |  |
| <b>OTHER NCAs</b>             |               |               |               |               |               |               |               |               |               |               |               |               |                |                           |  |
| MANILA- PDAF                  |               | 500,000.00    | 200,000.00    |               |               |               | 300,000.00    | 300,000.00    | 350,000.00    |               |               |               | 1,650,000.00   | MANILA- PDAF              |  |
| MANILA - PGF                  |               |               |               | 84,507.00     |               | 256,092.00    |               |               |               | 139,464.00    | 75,306.00     |               | 555,369.00     | MANILA - PGF              |  |
| MANILA- 2 new hired pos       |               |               |               |               |               |               | 130,002.00    | 65,001.00     | 65,001.00     | 65,001.00     | 130,001.00    | 64,994.00     | 520,000.00     | MANILA- 2 new hired pos   |  |
| CAVITE - 15 new hired pos     |               |               |               |               |               |               | 653,714.00    | 326,857.00    | 326,857.00    | 326,857.00    | 676,857.00    | 326,858.00    | 2,638,000.00   | CAVITE - 15 new hired pos |  |
| TAGUIG- 24 new hired pos      |               |               |               |               |               |               | 984,570.00    | 492,285.00    | 492,285.00    | 492,285.00    | 1,131,285.00  | 492,290.00    | 4,085,000.00   | TAGUIG- 24 new hired pos  |  |
| MANILA-PEI and Add'l NCA      |               |               |               |               |               |               |               |               |               |               |               | 31,661,841.00 | 31,661,841.00  |                           |  |
| CAVITE                        |               |               |               |               |               |               |               |               |               |               |               | 5,427,213.00  | 5,427,213.00   |                           |  |
| TAGUIG                        |               |               |               |               |               |               |               |               |               |               |               | 7,082,198.00  | 7,082,198.00   |                           |  |
| VISAYAS                       |               |               |               |               |               |               |               |               |               |               |               | 4,402,962.00  | 4,402,962.00   |                           |  |
| <b>TOTAL NCA RECEIVED</b>     | 32,005,145.00 | 32,505,145.00 | 38,025,145.00 | 32,089,652.00 | 45,934,645.00 | 32,261,197.00 | 27,345,330.00 | 24,501,485.00 | 24,551,485.00 | 24,340,949.00 | 37,704,485.00 | 72,774,944.00 | 424,039,607.00 |                           |  |

| MDS CHECKS ISSUED                    | MANILA         |               |                | CAVITE        |              |               | TAGUIG        |               |               | VISAYAS       |               |               | GRAND TOTAL    |               |                |
|--------------------------------------|----------------|---------------|----------------|---------------|--------------|---------------|---------------|---------------|---------------|---------------|---------------|---------------|----------------|---------------|----------------|
|                                      | PS             | MOOE          | TOTAL          | PS            | MOOE         | TOTAL         | PS            | MOOE          | TOTAL         | PS            | MOOE          | TOTAL         | PS             | MOOE          | TOTAL          |
| JANUARY                              | 16,924,662.83  | 2,713,603.21  | 19,638,266.04  | 2,674,528.87  | 244,400.91   | 2,918,929.78  | 3,566,044.07  | 1,275,537.91  | 4,841,581.98  | 3,681,623.71  | 878,215.26    | 4,559,838.97  | 26,846,850.48  | 5,111,757.29  | 31,958,616.77  |
| FEBRUARY                             | 15,860,016.04  | 3,777,419.28  | 19,637,435.32  | 2,651,211.82  | 268,558.00   | 2,919,769.82  | 3,475,896.49  | 1,365,685.26  | 4,841,581.75  | 3,237,410.53  | 1,322,440.59  | 4,559,851.12  | 25,224,534.88  | 6,734,103.13  | 31,958,638.01  |
| MARCH                                | 19,530,147.24  | 2,543,297.27  | 22,073,444.51  | 2,938,962.36  | 459,385.77   | 3,398,348.13  | 3,252,058.56  | 2,429,772.82  | 5,681,831.38  | 3,626,919.95  | 1,814,945.25  | 5,441,865.20  | 29,348,086.11  | 7,247,401.11  | 36,595,487.22  |
| APRIL                                | 17,246,152.54  | 2,009,669.52  | 19,255,822.06  | 2,230,838.67  | 688,610.36   | 2,919,449.03  | 3,616,392.68  | 1,225,189.28  | 4,841,581.96  | 3,192,691.49  | 1,367,060.39  | 4,559,779.88  | 26,286,075.38  | 5,290,557.55  | 31,576,632.93  |
| MAY                                  | 14,536,903.24  | 2,473,699.35  | 17,010,602.59  | 2,822,037.75  | 301,645.17   | 3,123,682.92  | 4,826,541.40  | 2,086,540.42  | 6,913,081.82  | 5,632,500.99  | 941,333.99    | 6,573,834.98  | 27,817,983.38  | 5,803,218.93  | 33,621,202.31  |
| JUNE                                 | 15,727,911.28  | 2,280,413.75  | 18,008,325.03  | 2,316,013.54  | 456,895.38   | 2,772,908.92  | 4,772,095.45  | 69,479.21     | 4,841,581.66  | 4,181,499.22  | 378,275.81    | 4,559,775.03  | 26,997,519.49  | 3,185,064.15  | 30,182,583.64  |
| JULY                                 | 15,493,882.40  | 768,812.11    | 16,262,694.51  | 2,648,699.33  | 441,095.34   | 3,089,794.67  | 3,954,911.59  | 13,627.42     | 3,920,539.00  | 3,541,265.81  | 463,716.92    | 4,004,982.73  | 25,638,759.12  | 1,687,251.79  | 27,326,010.91  |
| AUGUST                               | 13,750,858.19  | 627,231.39    | 14,378,089.58  | 2,478,825.71  | 139,256.38   | 2,618,082.09  | 3,218,224.03  | 7,200.91      | 3,225,424.94  | 3,425,257.70  | 298,360.04    | 3,723,617.74  | 22,873,165.63  | 1,072,048.72  | 23,945,214.35  |
| SEPTEMBER                            | 14,060,783.42  | 920,405.91    | 14,981,189.33  | 2,150,039.40  | 465,854.73   | 2,615,894.13  | 3,225,424.80  |               | 3,225,424.80  | 2,456,625.25  | 1,267,239.70  | 3,723,864.95  | 21,892,872.87  | 2,653,500.34  | 24,546,373.21  |
| OCTOBER                              | 13,233,494.39  | 1,397,386.50  | 14,630,880.89  | 2,594,100.28  | 24,960.80    | 2,619,061.08  | 3,180,747.51  |               | 3,180,747.51  | 3,703,881.99  | 19,927.00     | 3,723,808.99  | 22,712,224.17  | 1,442,274.30  | 24,154,498.47  |
| NOVEMBER                             | 21,800,041.03  | 427,385.14    | 22,227,426.17  | 3,816,087.03  | 203,204.26   | 4,019,291.29  | 5,465,423.97  |               | 5,465,423.97  | 5,578,153.25  | 62,689.82     | 5,640,843.07  | 36,659,705.28  | 693,279.22    | 37,352,984.50  |
| DECEMBER                             | 32,275,599.49  | 6,070,339.56  | 38,345,939.05  | 5,750,721.97  | 2,308,595.85 | 8,059,317.82  | 8,193,614.55  | 2,113,630.96  | 10,307,245.51 | 6,572,660.15  | 1,553,024.62  | 8,125,684.77  | 52,792,596.16  | 12,045,590.99 | 64,838,187.15  |
| Sub-total                            | 210,440,452.09 | 26,009,662.99 | 236,450,115.08 | 35,072,066.73 | 6,002,462.95 | 41,074,529.68 | 50,747,375.09 | 10,586,664.19 | 61,334,039.28 | 48,830,490.04 | 10,367,257.39 | 59,197,747.43 | 345,090,383.95 | 52,966,047.52 | 398,056,431.47 |
| <b>TAX REMITTANCE ADVICES ISSUED</b> |                |               |                |               |              |               |               |               |               |               |               |               |                |               |                |
|                                      |                |               |                |               |              |               |               |               |               |               |               |               |                |               |                |
| JANUARY                              | 1,626,357.64   | 94,726.99     | 1,721,084.63   | 185,291.21    | 3,361.31     | 188,652.52    | 360,336.11    | 75,325.03     | 435,661.14    | 341,570.20    | 21,214.39     | 362,784.59    | 2,513,555.16   | 194,627.72    | 2,708,182.88   |
| FEBRUARY                             | 2,137,285.13   | 83,655.61     | 2,220,940.74   | 214,197.97    | 8,059.25     | 222,257.22    | 387,302.70    | 100,890.11    | 488,192.81    | 351,654.46    | 25,587.00     | 377,241.46    | 3,090,440.26   | 218,191.97    | 3,308,632.23   |
| MARCH                                | 1,909,809.96   | 175,963.39    | 2,085,773.35   | 182,513.88    | 12,618.96    | 195,132.84    | 417,246.10    | 88,938.87     | 506,184.97    | 357,353.87    | 34,019.93     | 391,373.80    | 2,866,523.81   | 311,541.15    | 3,178,064.96   |
| APRIL                                | 2,611,765.61   | 120,839.28    | 2,732,604.89   | 167,772.00    | 14,560.37    | 182,332.37    | 399,378.65    | 14,314.07     | 413,692.72    | 311,645.38    | 34,019.93     | 345,665.31    | 3,490,561.64   | 183,733.65    | 3,674,295.29   |
| MAY                                  | 1,684,543.81   | 150,561.91    | 1,835,105.72   | 163,017.00    | 8,445.07     | 171,462.07    | 315,832.69    | 80,518.98     | 396,351.67    | 310,290.84    | 90,606.21     | 400,897.05    | 2,473,684.34   | 330,132.17    | 2,803,816.51   |
| JUNE                                 | 2,009,234.05   | 126,212.65    | 2,135,446.70   | 165,602.00    | 13,133.84    | 178,735.84    | 455,726.57    | 7,174.60      | 462,901.17    | 354,312.73    | 10,480.93     | 364,793.96    | 2,984,875.35   | 157,002.02    | 3,141,877.37   |
| JULY                                 | 2,387,314.71   | 175,987.89    | 2,563,302.60   | 216,934.40    | 8,278.25     | 225,212.65    | 401,266.63    | 16,452.40     | 417,719.03    | 394,741.58    | 34,212.08     | 428,953.66    | 3,400,257.32   | 234,930.62    | 3,635,187.94   |
| AUGUST                               | 2,570,519.22   | 116,389.53    | 2,686,908.75   | 230,489.00    | 7,661.59     | 238,150.59    | 642,270.32    | 12,366.41     | 654,636.73    | 383,277.26    | 6,321.04      | 389,598.30    | 3,826,555.80   | 142,738.57    | 3,969,294.37   |
| SEPTEMBER                            | 1,616,078.31   | 11,814.39     | 1,627,892.70   | 230,489.00    | 6,195.05     | 236,684.05    | 475,651.33    | 3,463.06      | 479,114.39    | 371,273.91    | 9,421.30      | 380,695.21    | 2,693,492.55   | 30,893.80     | 2,724,386.35   |
| OCTOBER                              | 1,716,138.67   | 17,193.52     | 1,733,332.19   | 230,489.00    | 1,349.31     | 231,838.31    | 356,027.31    |               | 356,027.31    | 379,735.41    |               | 379,735.41    | 2,682,390.39   | 18,542.83     | 2,700,933.22   |
| NOVEMBER                             | 1,563,029.45   | 12,390.36     | 1,575,419.81   | 230,051.00    | 5,747.44     | 235,798.44    | 372,647.38    |               | 372,647.38    | 377,826.64    | 1,305.77      | 379,132.41    | 2,543,554.47   | 19,443.57     | 2,562,998.04   |
| DECEMBER                             | 3,130,464.85   | 163,197.45    | 3,293,662.30   | 231,342.20    | 66,912.32    | 298,254.52    | 508,348.77    | 97,947.86     | 606,296.63    | 410,896.03    | 23,959.75     | 434,834.78    | 4,281,051.65   | 351,996.38    | 4,633,048.03   |
| Sub-total, TRA                       | 24,962,541.21  | 1,248,932.97  | 26,211,474.18  | 2,448,188.66  | 156,322.76   | 2,604,511.42  | 5,092,034.56  | 497,391.39    | 5,589,425.95  | 4,344,578.31  | 291,127.33    | 4,635,705.64  | 36,847,342.74  | 2,193,774.45  | 39,041,117.19  |
| <b>TOTAL DISBURSEMENT</b>            | 235,402,993.30 | 27,258,595.96 | 262,661,589.26 | 37,520,255.39 | 6,158,785.71 | 43,679,041.10 | 55,839,409.65 | 11,084,055.58 | 66,923,465.23 | 53,175,088.35 | 10,658,384.72 | 63,833,453.07 | 381,937,726.69 | 55,159,821.97 | 437,097,548.66 |

Prepared by:  
  
VIVIAN C. SANTOS  
Administrative Officer IV

Certified Correct:  
  
CATALINA A. FORTES, JR.  
Accountant IV

Noted by:  
  
CRESENCIANO L. LAZA  
Vice Pres for Admin and Finance

Approved by:  
  
OLYMPIO V. CAPARAS  
President