

Current Year Appropriation
 Supplemental Appropriation
 Continuing Appropriation

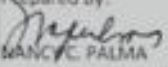
1 of 2

4th Quarter ending Dec. 31	Current Year Disbursements						Unreleased Appropriation	Unobligated Allotment	Unpaid Obligations			
	Total	1st Quarter ending March 31	2nd Quarter ending June 30	3rd Quarter ending Sept. 30	4th Quarter ending Dec. 31	Total			Due and Demandable	Not yet Due and Demandable		
		14	15	16	17						18	19
-	4,554,839.16	1,522,858.66	1,171,188.55	1,910,791.95		4,554,839.16		2,154,160.84				
-	3,430,295.38	1,081,317.67	1,691,806.11	657,171.60		3,430,295.38		1,519,704.62				
-	2,192,114.32	740,699.80	659,835.38	791,579.14		2,192,114.32		1,225,885.68				
-	693,548.22	308,142.46	359,873.76	25,532.00		693,548.22		416,451.78				
-	25,319,964.96	8,460,073.47	7,741,421.84	9,118,469.65		25,319,964.96		7,953,035.04				
-	2,980,887.93	764,872.33	1,831,412.83	167,037.71		2,800,884.13		3,884,112.07				
-	2,769,720.33	1,060,650.00	765,547.10	943,523.23		2,769,720.33		2,061,279.67				
-	826,458.16	276,790.76	466,648.40	83,019.00		826,458.16		368,541.84				
-	2,509,440.24	961,179.34	701,860.90	846,400.00		2,509,440.24		1,826,559.76				
-	472,856.02	158,340.68	287,193.05	27,322.29		472,856.02		237,143.98				
-	37,346,079.01	12,745,461.27	10,989,853.77	13,610,763.97		37,346,079.01		15,220,920.99				
-	8,404,045.71	2,589,463.90	4,674,495.41	960,082.60		8,224,041.91		6,405,954.29				


STATEMENT OF APPROPRIATIONS, ALLOTMENTS, OBLIGATIONS, DISBURSEMENTS AND BALANCES
As of the Quarter Ending: September 30, 2016

Department
Agency/Operating Unit
Region/Province/City
Fund 101

Particulars 1	Appropriations			Allotment				Current Year Obligations			
	Authorized Appropriations 3	Adjustment 4	Adjusted Appropriation 5	Allotment Received 6	Adjustment 7	Transfer to 8	Transfer from 9	Adjusted Total Allotments 10	1st Quarter ending March 31 11	2nd Quarter ending June 30 12	3rd Quarter ending Sept. 30 13
B. SPECIAL PURPOSE FUND											
Misc. Personnel Benefits Fund											
Salary Adjustment (SARO 16-0003975)		2,875,000.00	2,875,000.00	2,875,000.00				2,875,000.00	572,418.60	865,081.40	720,000.00
Year-end Bonus (SARO 16-0013744)		3,673,068.00	3,673,068.00	3,673,068.00				3,673,068.00		3,324,512.00	-
PBB (SARO 16-0026834)		1,357,700.00	1,357,700.00	1,357,700.00				1,357,700.00			1,357,700.00
Retirement Gratuity											
Terminal Leave											
Terminal Leave - (SARO-16-0016155)		212,842.00	212,842.00	212,842.00				212,842.00		212,841.14	
Lumpsum for Vacant Positions											
Total Special Purpose Fund		8,118,610.00	8,118,610.00	8,118,610.00				8,118,610.00	572,418.60	4,402,434.54	2,077,700.00
C. AUTOMATIC APPROPRIATION											
Retirement and Life Insurance Premium											
Gen. Adm. And Support Services	541,000.00		541,000.00	541,000.00				541,000.00	126,200.00	117,800.00	131,200.00
Auxiliary Services	333,000.00		333,000.00	333,000.00				333,000.00	81,200.00	75,000.00	83,500.00
Higher Education	3,114,000.00		3,114,000.00	3,114,000.00				3,114,000.00	733,450.31	674,304.36	750,185.09
Research Services	470,000.00		470,000.00	470,000.00				470,000.00	110,400.00	107,100.00	119,300.00
Extension Services	415,000.00		415,000.00	415,000.00				415,000.00	102,700.00	96,500.00	107,400.00
RLIP (SARO 16-0001927)		317,000.00	317,000.00	317,000.00				317,000.00		158,500.00	79,269.00
Total for Automatic Appropriation	4,873,000.00	317,000.00	5,190,000.00	5,190,000.00				5,190,000.00	1,153,950.31	1,229,204.36	1,270,854.09
TOTAL CURRENT YEAR BUDGET/APPROPRIATION	75,705,000.00	4,980,610.00	80,685,610.00	80,685,610.00				80,685,610.00	17,631,700.50	21,115,218.66	17,709,767.46
II. PRIOR YEAR'S BUDGET/CONTINUING APPRO.											
D. UNRELEASED APPROPRIATIONS											
E. SPECIAL PURPOSE FUNDS											
F. UNOBLIGATED ALLOTMENTS											
ESGP-PA 2015	819,800.00		819,800.00	819,800.00				819,800.00			679,800.00
CAPITAL OUTLAY	10,000,000.00		10,000,000.00	10,000,000.00				10,000,000.00			
	6,462,000.00		6,462,000.00	6,462,000.00				6,462,000.00		496,690.00	2,734,782.60
GRAND TOTAL	92,986,800.00	4,980,610.00	97,967,410.00	97,967,410.00				97,967,410.00	17,631,700.50	21,611,908.66	21,124,350.06

Prepared by:

NANCY PALMA
Administrative Officer IV
Budget Office

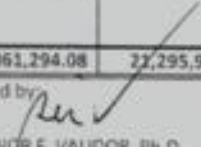

CELESTE GRACE B. DELUMPA
Accountant III

Certified Correct:

NELDA D. ASPERO
ADAF

X

Current Year Appropriation
 Supplemental Appropriation
 Continuing Appropriation

Car Obligations			Current Year Disbursements					Unpaid Obligations			
3rd Quarter ending Sept. 30	4th Quarter ending Dec. 31	Total	1st Quarter ending March 31	2nd Quarter ending June 30	3rd Quarter ending Sept. 30	4th Quarter ending Dec. 31	Total	Unreleased Appropriation	Unobligated Allotment	Due and Demandable	Not yet Due and Demandable
13	14	15	16	17	18	19	20	21	22	23	24
720,000.00		2,157,500.00	572,418.60	865,081.40	720,000.00		2,157,500.00		717,500.00		
1,357,700.00		3,324,512.00		3,324,512.00	1,357,700.00		3,324,512.00		348,556.00		
		1,357,700.00					1,357,700.00				
		212,841.14		212,841.14			212,841.14		0.86		
2,077,700.00		7,052,553.14	572,418.60	4,402,434.54	2,077,700.00		7,052,553.14		1,066,056.86		
131,200.00		375,200.00	126,200.00	117,800.00	131,200.00		375,200.00		165,800.00		
83,500.00		239,700.00	81,200.00	75,000.00	83,500.00		239,700.00		93,300.00		
750,185.09		2,157,939.76	733,450.31	674,304.36	750,185.09		2,157,939.76		956,060.24		
119,300.00		336,800.00	110,400.00	107,100.00	119,300.00		336,800.00		133,200.00		
107,400.00		306,600.00	102,700.00	96,500.00	107,400.00		306,600.00		108,400.00		
79,269.00		237,769.00		158,500.00	79,269.00		237,769.00		79,231.00		
1,270,854.09		3,654,008.76	1,153,950.31	1,229,204.36	1,270,854.09		3,654,008.76		1,535,991.24		
17,709,767.46		56,456,686.62	17,061,294.08	21,295,988.08	17,919,400.66		56,276,682.82		24,228,923.38		
679,800.00		679,800.00			679,800.00		679,800.00		140,000.00		
2,734,782.60		3,231,472.60							10,000,000.00		
21,124,350.06		60,367,959.22	17,061,294.08	21,295,988.08	18,599,200.66		56,956,482.82		37,599,450.78		

Submitted by

 MA. LEONOR F. VALDOR, Ph.D.
 Campus Director