

MONTHLY CASH PROGRAM
CY 2013
(In Thousand Pesos)

Department/Agency: TECHNOLOGICAL UNIVERSITY OF THE PHILIPPINES

Fund : 101

PARTICULARS (1)	TOTAL PROGRAM (2)	TAX REM ADVICE (TRA) (3)	PROGRAM NET OF TRA (4)	QUARTER 1				QUARTER 2				QUARTER 3				QUARTER 4			
				JAN	FEB	MAR	TOTAL	APR	MAY	JUNE	TOTAL	JULY	AUG	SEPT	TOTAL	OCT	NOV	DEC	TOTAL
I. NOTICE OF CASH ALLOCATION (NCA)																			
A. Current Year (CY) Budget																			
Agency Specific Budget																			
Not Needing Clearance																			
PERSONAL SERVICES																			
MANILA	222,946.6	17,835.7	205,110.9	13,780.9	15,270	14,952	44,003	18,064	20,962	15,640	54,666	16,376	16,376	16,376	49,128	16,388	23,584	17,342	57,314
CAVITE	32,310.6	2,584.8	29,725.8	2,471.0	2,239.6	2,085.0	6,795.6	2,084.9	4,167.6	2,085.0	8,337.5	2,085.0	2,085.0	2,085.0	6,255.0	2,085.0	4,167.7	2,085.0	8,337.7
TAGUIG	51,164.6	4,093.2	47,071.4	3,551.0	3,560.0	3,800.0	10,911.0	4,200.0	5,300.0	3,560.0	13,060.0	3,560.0	3,560.0	3,560.0	10,680.0	3,560.0	5,300.4	3,560.0	12,420.4
VISAYAS	53,937.2	4,315.0	49,622.2	3,686.0	3,686.0	3,926.0	11,298.0	3,735.0	4,813.0	4,010.0	12,558.0	4,010.0	4,010.0	4,010.0	12,030.0	4,012.0	5,714.2	4,010.0	13,736.2
TOTAL	360,359.0	28,828.7	331,530.3	23,488.9	24,755.6	24,763.0	73,007.5	28,083.9	35,242.6	25,295.0	88,621.5	26,031.0	26,031.0	26,031.0	78,093.0	26,045.0	38,766.3	26,997.0	91,808.3
MOOE																			
MANILA	43,418.0	2,170.0	41,248.0	2,000.0	3,700.0	3,700.0	9,400.0	3,800.0	3,800.0	4,300.0	11,900.0	2,032.0	2,200.0	2,141.0	6,373.0	2,125.0	5,050.0	6,400.0	13,575.0
CAVITE	10,292.0	515.0	9,777.0	780.0	800.0	800.0	2,380.0	800.0	800.0	800.0	2,400.0	800.0	800.0	800.0	2,400.0	800.0	900.0	897.0	2,597.0
TAGUIG	14,232.0	712.0	13,520.0	1,110.0	1,125.0	1,125.0	3,360.0	1,130.0	1,130.0	1,130.0	3,390.0	1,130.0	1,125.0	1,130.0	3,385.0	1,130.0	1,130.0	1,125.0	3,385.0
VISAYAS	12,463.0	623.0	11,840.0	678.0	950.0	950.0	2,578.0	950.0	1,050.0	992.0	2,992.0	1,045.0	1,045.0	1,040.0	3,130.0	1,040.0	1,050.0	1,050.0	3,140.0
TOTAL	80,405.0	4,020.0	76,385.0	4,568.0	6,575.0	6,575.0	17,718.0	6,680.0	6,780.0	7,222.0	20,682.0	5,007.0	5,170.0	5,111.0	15,288.0	5,095.0	8,130.0	9,472.0	22,697.0
CAPITAL OUTLAY																			
MANILA	7,700.0	385.0	7,315.0							1,150.0	1,150.0		2,000.0	2,000.0	2,000.0	2,000.0		2,165.0	4,165.0
CAVITE																			
TAGUIG																			
VISAYAS																			
TOTAL	7,700.0	385.0	7,315.0							1,150.0	1,150.0		2,000.0	2,000.0	2,000.0	2,000.0		2,165.0	4,165.0
Needing Clearance																			
PS																			
MOOE																			
CO																			
Automatic Appropriation																			
MANILA	19,652.9	1,572.0	18,080.9	1,500.0	1,505.0	1,505.0	4,510.0	1,505.0	1,505.0	1,505.0	4,515.0	1,505.9	1,510.0	1,510.0	4,525.9	1,510.0	1,510.0	1,510.0	4,530.0
CAVITE	3,114.5	249.0	2,865.5	238.0	238.0	238.0	714.0	239.0	239.0	239.0	717.0	239.0	239.0	239.0	717.0	239.0	239.0	239.5	717.5
TAGUIG	4,407.3	352.0	4,055.3	337.0	338.0	338.0	1,013.0	338.0	338.0	338.0	1,014.0	338.0	338.0	338.0	1,014.0	338.0	338.0	338.3	1,014.3
VISAYAS	4,686.3	375.0	4,311.3	359.0	359.0	359.0	1,077.0	359.0	359.0	359.0	1,077.0	359.0	359.0	359.3	1,077.3	360.0	360.0	360.0	1,080.0
TOTAL	31,861.0	2,548.0	29,313.0	2,434.0	2,440.0	2,440.0	7,314.0	2,441.0	2,441.0	2,441.0	7,323.0	2,441.9	2,446.0	2,446.3	7,334.2	2,447.0	2,447.0	2,447.8	7,341.8
TOTAL PROGRAM, CY 2013																			
MANILA	293,717.5	21,962.7	271,754.8	17,280.9	20,475.0	20,157.0	57,912.9	23,369.0	26,267.0	22,595.0	72,231.0	19,913.9	22,086.0	20,027.0	62,026.9	22,023.0	30,144.0	27,417.0	79,584.0
CAVITE	45,717.1	3,348.8	42,368.3	3,489.0	3,277.6	3,123.0	9,889.6	3,123.9	5,206.6	3,124.0	11,454.5	3,124.0	3,124.0	3,124.0	9,972.0	3,124.0	5,306.7	3,221.5	11,652.2
TAGUIG	69,803.9	5,157.2	64,646.7	4,998.0	5,023.0	5,263.0	15,284.0	5,668.0	6,768.0	5,028.0	17,464.0	5,028.0	5,023.0	5,028.0	15,079.0	5,028.0	6,768.4	5,023.3	16,819.7
VISAYAS	71,086.5	5,313.0	65,773.5	4,723.0	4,995.0	5,235.0	14,953.0	5,044.0	6,222.0	5,361.0	16,627.0	5,414.0	5,414.0	5,409.3	16,237.3	5,412.0	7,124.2	5,420.0	17,956.2
TOTAL	480,325.0	35,781.7	444,543.3	30,490.9	33,770.6	33,778.0	98,039.5	37,204.9	44,463.6	36,108.0	117,776.5	33,479.9	35,647.0	33,588.3	102,715.2	35,587.0	49,343.3	41,081.8	126,012.1

MONTHLY CASH PROGRAM
CY 2013
(In Thousand Pesos)


BED No. 3

Department/Agency: **TECHNOLOGICAL UNIVERSITY OF THE PHILIPPINES**


Fund : 101

PARTICULARS	TOTAL PROGRAM	TAX REM ADVICE (TRA)	PROGRAM NET OF TRA	QUARTER 1				QUARTER 2				QUARTER 3				QUARTER 4			
				JAN	FEB	MAR	TOTAL	APR	MAY	JUNE	TOTAL	JULY	AUG	SEPT	TOTAL	OCT	NOV.	DEC.	TOTAL
B. PRIOR YEAR (PY) BUDGET																			
Prior Year Accounts Payable																			
PS																			
MOOE																			
CO																			
Not Yet Due and Demandable Obligations (PER bed 3A)																			
PS																			
MOOE																			
CO																			
TOTAL PROGRAM, PY BUDGET																			
PS																			
MOOE																			
CO																			
TOTAL NCA PROGRAM																			
PS																			
MOOE																			
CO																			
II. CASH DISBURSEMENT CEILING (for DFA and DOLE only)																			
PS																			
MOOE																			
CO																			
III. NON-CASH AVAILMENT AUTHORITY																			
PS																			
MOOE																			
CO																			
IV. TOTAL CASH PROGRAM																			
PS	392,220.0		360,843.3	25,922.9	27,195.6	27,203.0	80,321.5	30,524.9	37,683.6	27,736.0	95,944.5	28,472.9	28,477.0	28,477.3	85,427.2	28,492.0	41,213.3	29,444.8	99,150.1
MOOE	80,405.0		76,385.0	4,568.0	6,575.0	6,575.0	17,718.0	6,680.0	6,780.0	7,222.0	20,682.0	5,007.0	5,170.0	5,111.0	15,288.0	5,095.0	8,130.0	9,472.0	22,697.0
CO	7,700.0		7,315.0	-	-	-	-	-	-	1,150.0	1,150.0	-	2,000.0	-	2,000.0	2,000.0	-	2,165.0	4,165.0
Tax Remittance Advice (TRA)																			
PS		31,376.7																	
MOOE		4,020.0																	
CO		385.0																	
TOTAL	480,325.0	35,781.7	444,543.3	30,490.9	33,770.6	33,778.0	98,039.5	37,204.9	44,463.6	36,108.0	117,776.5	33,479.9	35,647.0	33,588.3	102,715.2	35,587.0	49,343.3	41,081.8	126,012.1

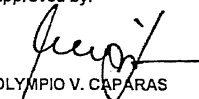
Prepared by:


VIVIAN C. SANTOS
Supervising Admin Officer
November 26, 2012

Recommending Approval:


CRENCIANO L. LAZA
Vice President for Admin and Finance

Approved by:


OLYMPIO V. CAPARAS
President
November 26, 2012